



# FSSAI Registration






Process on “How to Apply”

# Steps to apply for FSSAI Registration

## FSSAI REGISTRATION PROCESS

- Go to FSSAI website <https://foscos.fssai.gov.in/>
- Click on the option “Apply for new License/Registration”
- Select the nature of operation as “General”
- Select the State name and Kind of Business as **“Direct Seller”** and Turnover up to 12 lakhs/annum
- Fill the registration form (**Food Category as 1, 2, 6, 13 and 14 and other necessary details**)
- Select the number of years (1 –5) for which you wish to apply
- Upload your Photo and Government issued ID such as Aadhar Card, PAN, Voter ID, etc. (self-attested by authorized signatory)
- Pay fees of Rs.100 per year (e.g. Rs.500 for 5 years)
- Please take the print of Form and note the Reference number for follow-up in future
- Check the status of submitted / incomplete applications on Dashboard using login ID and password on FSSAI website

**Step-1:** Go to FSSAI website <https://foscos.fssai.gov.in/> and select the option “Apply for new License/Registration”

[Latest Announcements](#) | [FAQ on License / Reg](#) | [Become a Food Safety Mitra](#) | [helpdesk-foscos@fssai.gov.in](mailto:helpdesk-foscos@fssai.gov.in) | [Call: 1800-11-2100](#) [Follow Us](#)      [A+](#) | [A](#) | [A-](#)



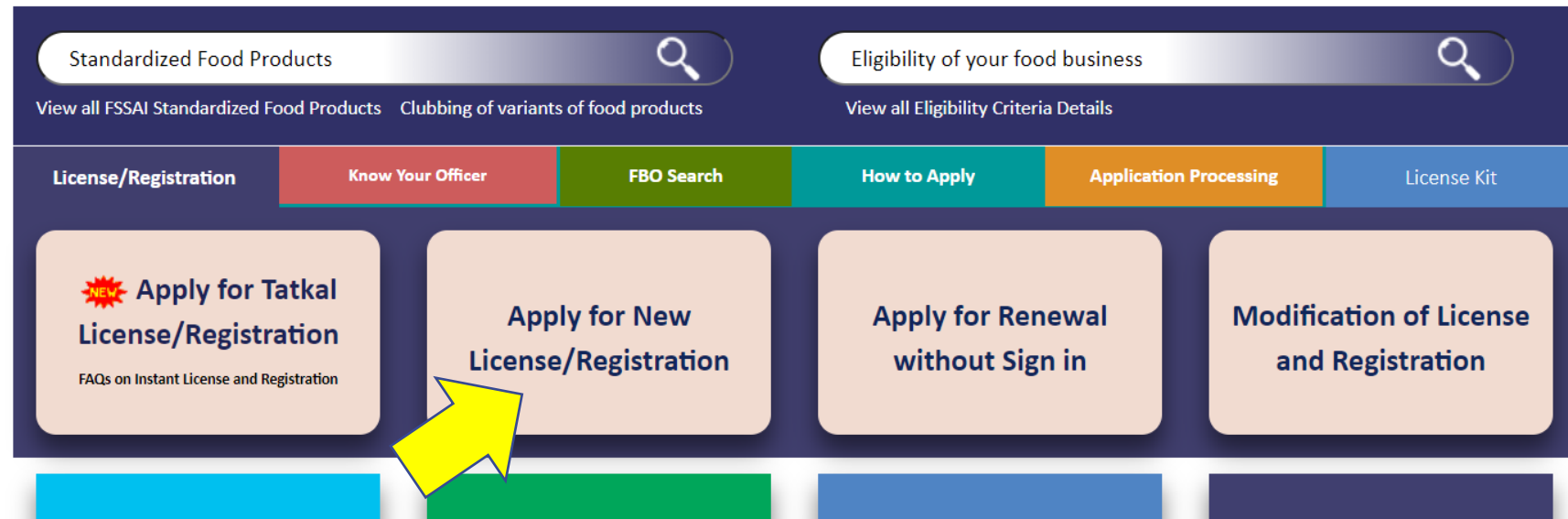
[Home](#) | [About FoSCoS](#) | [Track Application](#) | [New License / Registration](#) | [Renew](#) | [Modify](#) | [Annual Return](#) | [Consumer Grievance](#) | [FSSAI](#) | [User Manual](#)

[Login Food Businesses](#)

[Login-Authorities](#)






[Login-FoRTrace](#)

 [Link for applying for Computer Based Test \(CBT\) of 10th Food Analyst Examination 2024: Link:- \[ <https://fssai.formsubmit.in> \]](#)  [Directions under Section 16\(5\) of](#)



Select the option  
“Apply for new  
License/Registration”

## Step-2: Select the nature of operation as “General”

[Latest Announcements](#) | [FAQ on License / Reg](#) | [Become a Food Safety Mitra](#) | [helpdesk-foscos@fssai.gov.in](mailto:helpdesk-foscos@fssai.gov.in) | Call: 1800-11-2100 [Follow Us](#)      [A+](#) | [A](#) | [A-](#)




[Home](#) | [About FoSCoS](#) | [Track Application](#) | [New License / Registration](#) | [Renew](#) | [Modify](#) | [Annual Return](#) | [Consumer Grievance](#) | [FSSAI](#) | [User Manual](#)

[Login Food Businesses](#)

[Login-Authorities](#)

[Login-FoRTrace](#)

Where is the premise of operation?



Select the nature of operation as “General”

## Step-3: Select the State name

A+ | A | A-



[Home](#) | [About FoSCoS](#) | [FSSAI](#) | [User Manual](#) |

[Login Food Businesses](#)

[Login-Authorities](#)

Select the state where premises is located for which License/Registration will be obtained.

Select State



**Note:** Each location will be issued separate license (except transporter where one license will be issued for all vehicle of a single transporter/ business). In case FBO is having premise/unit located in more than one state, FBO has to declare one premise as head office and shall obtain Central License for Head office and separate license for other location as per eligibility criteria (Central or State License or Registration).

**A Food Business Operator (FBO)'s premise shall have only one FSSAI License or Registration on which any number of kind of businesses (KoB) can be endorsed.**

Select your State

### DOCUMENTS REQUIRED

[NEW/RENEWAL/MODIFICATION OF LICENSE](#)

[NEW REGISTRATION](#)

[FEE STRUCTURE](#)

### ADDITIONAL INFORMATION

[ANNUAL RETURN](#)

[FORM D-1/FORM D-2](#)

[Importer](#)

[Exporter](#)

[INSPECTION CHECKLIST](#)

[CONDITION OF LICENSE](#)

### FSS ACT, 2006

[FSS RULES, 2011](#)

[FSS REGULATIONS](#)

[GAZETTE NOTIFICATION](#)

[ADVISORIES/ORDERS](#)

### USEFUL LINKS

[FoSTaC](#)

[FPIVS](#)

[FOOD SAFETY MITRA](#)

[More Links](#)

## Step-4: Select the Kind of Business as “Direct Seller” under Trade/Retail

Select Kind of Business (Multiple Selection can be made from each group)

Manufacturer (0)	
Trade/Retail (0)	
If conducting food business activities such as storing, wholesaling, retailing, distributing, transporting, food vending agencies, supplying, marketing etc.	
Storage (Except Controlled Atmosphere and Cold)	+
Storage (Cold / Refrigerated)	+
Storage (Controlled Atmosphere + Cold)	+
Wholesaler	+
Distributor	+
Transportation (having a number of specialized vehicles like insulated refrigerated van/ wagon and milk tankers etc.)	+
Retailer	+
Direct Seller	+
Food Vending Agencies [Sale of food from vending machines.]	+
Importer	+

Kind of Business as  
“Direct Seller” under  
Trade/Retail



*Select the options as applicable and click proceed*

The screenshot shows a web interface for selecting business options. At the top, a red bar contains the text "Direct Seller" with a minus icon on the right. A yellow arrow points to this bar. Below it, a green box contains a description: "A person appointed or authorized, directly or indirectly, by a Direct Selling Entity through a legally enforceable written contract to undertake direct selling business on principal to principal basis". Below the description are three radio button options: "Turnover greater than 20 crores/annum [Central License]", "Turnover upto 20 crores/annum [State License]", and "Turnover up to 12 lakhs/annum [Registration]". A yellow arrow points to the third option, which is also enclosed in a red rectangular box. To the right of the green box is a button labeled "Clear Selected KOB". Below the green box are four teal bars, each with a plus icon on the right: "Food Vending Agencies", "Importer", "e-Commerce", and "Trader/Merchant - Exporter ?". At the bottom, there are three buttons: "Clear All Selected KOB", "Proceed", and "Cancel". A yellow arrow points to the "Proceed" button, which is also enclosed in a red rectangular box.

Direct Seller

A person appointed or authorized, directly or indirectly, by a Direct Selling Entity through a legally enforceable written contract to undertake direct selling business on principal to principal basis

- Turnover greater than 20 crores/annum [Central License]
- Turnover upto 20 crores/annum [State License]
- ☒ Turnover up to 12 lakhs/annum [Registration]

Clear Selected KOB

Food Vending Agencies

Importer

e-Commerce

Trader/Merchant - Exporter ?

Clear All Selected KOB

Proceed


Cancel

Select 'Registration'

## View Eligibility

After assessment of kind of Business(s) selected and inputs provided, you are eligible for:

S.No	Kind of Business	License Category
1	Trade/Retail - Direct Seller	Registration



You are eligible for **Registration** , Click here to proceed

### DOCUMENTS REQUIRED

[NEW/RENEWAL/MODIFICATION OF  
LICENSE](#)

[NEW REGISTRATION](#)

[FEE STRUCTURE](#)

### ADDITIONAL INFORMATION

[ANNUAL RETURN](#)

[FORM D-1/FORM D-2](#)

[Importer](#)

[Exporter](#)

[INSPECTION CHECKLIST](#)

[CONDITION OF LICENSE](#)

### FSS ACT, 2006

[FSS RULES, 2011](#)

[FSS REGULATIONS](#)

[GAZETTE NOTIFICATION](#)

[ADVISORIES/ORDERS](#)

### USEFUL LINKS

[FoSTaC](#)

[FPIVS](#)

[FOOD SAFETY MITRA](#)

[More Links](#)

# Step-5: Fill the registration form



[Home](#) | [About FoSCoS](#) | [FSSAI](#) | [User Manual](#) |

[Login Food Businesses](#) |

[Login-Authorities](#)

## Fill Registration Certificate Details

### Form "A"

[See [Regulation 2.1.1](#) and [Regulation 2.1.7](#)]

Application for Registration under Food Safety and Standards Act, 2006

### Applicant Details

Enter Name,  
Designation, PAN &  
Aadhaar as  
applicable



Name of Applicant / Company \*

Ramkumar



Designation : \*

☒ Individual ☐ Partner ☐ Proprietor ☐ Co-operative Society ☐ Other(s)



Pan No : \*

☐ I do not posses PAN


Aadhaar No:

☐ I do not posses AADHAAR

**Note:** PAN is a business identity as decided by food authority. Refer FSSAI order

*Enter the details as required in each section*

*Enter  
address  
details*



☒ Trade/Retail - Direct Seller

### Address of Premises where food business is located

Address : \*

G- [Redacted]

State : \*

Delhi ▼

District/Region/Zone: \*

South East ▼

Sub-Division/Station/Division  
(Railways): \*

[Redacted] ▼

Village : \*

[Redacted] ▼

Pin Code : \*

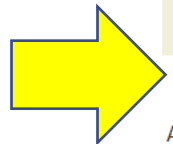
125001

Nearest Landmark :

HP Petrolpump

Pan No(If Any) :

Is your Correspondence Address same as Address of Premises? ☒ Yes ☐ No



### Correspondence Address

Address: \*

G- [Redacted]

State: \*

Delhi ▼

District/Region/Zone : \*

South East ▼

Sub-Division/Station/Division  
(Railways) : \*

[Redacted] ▼

Village: \*

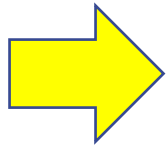
[Redacted] ▼

Pin Code: \*

125001

# Enter the details as required in each section

Enter your  
Contact  
details



## Contact Details

Tel No:  Mobile No: \* +91 -

Fax:  Email-ID:


*[Note: In case the number(s) are a Private Party or common number(s), please specify the name of the contact person as well]*

Contact Person: \*

### Recommendation:

Users should take registration for a longer period to avoid renewal every year.

Select number  
of year to apply




## Years you want to apply for

No. of years you want to apply for : \*  Years

## Details of food items proposed to be manufactured or sold

*[Note: Only standardised food products are allowed to be manufactured as per the list available on FoSCoS.]*


Select the  
**Food Category as  
1, 2, 6, 13 and 14**



### Other then Manufacturer Unit

Sl. No.	Name of the food category	Action
1	01 - Dairy products and analogues, excluding products of food category 2.0	<a href="#">Delete</a>
2	02 - Fats and oils, and fat emulsions	<a href="#">Delete</a>
3	06 - Cereals and cereal products, derived from cereal grains, from roots and tubers, pulses, legumes and pith or soft core of palm tree, excluding bakery wares of food category 7.0	<a href="#">Delete</a>
4	13 - Foodstuffs intended for particular nutritional uses	<a href="#">Delete</a>
5	14 - Beverages, excluding dairy products	<a href="#">Delete</a>
	<input type="text" value="Select"/>	<a href="#">Save &amp; Add</a>

*Enter the details as required in each section*



*Not applicable,  
leave it blank*

### Food Safety Mitra Details(If Applicable)

FSM No. :

[Add](#)

### Other Details

In case of business – intended date of start :

Source of Water Supply : \*

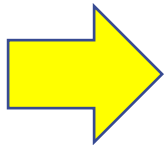
☐ Public ☐ Private ☐ Other(s) ☒ N/A

Whether any electric power is used in manufacturing of food items:

☐ Yes ☒ No

Save & Next

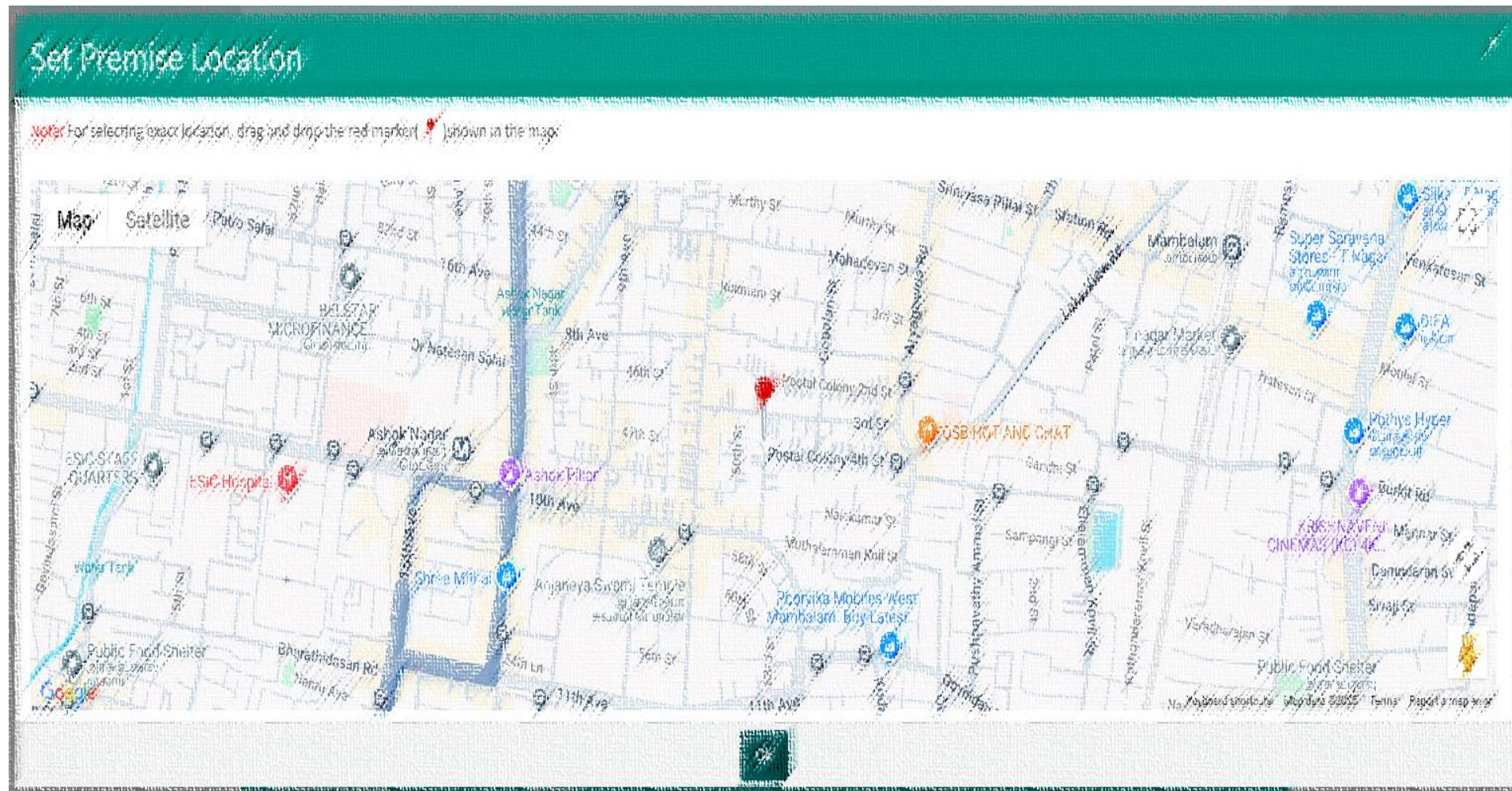
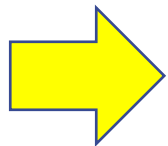
Cancel



*Enter details as  
applicable and  
click Save & next*

# Select the location

Select the  
exact location  
& click OK.



*Review the details as required and proceed*

Food Safety Mitra Details(If Applicable)

### Application Product ×

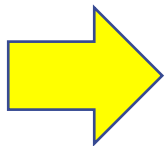
Other then Manufacturer Unit

Sl. No.	Name of the food category
1	01 - Dairy products and analogues, excluding products of food category 2.0
2	02 - Fats and oils, and fat emulsions
3	06 - Cereals and cereal products, derived from cereal grains, from roots and tubers, pulses, legumes and pith or soft core of palm tree, excluding bakery wares of food category 7.0
4	13 - Foodstuffs intended for particular nutritional uses
5	14 - Beverages, excluding dairy products

**Proceed**


DOCUMENTS REQUIRED    ADDITIONAL INFORMATION    FSS ACT, 2006    USEFUL LINKS

*Review and  
click “Proceed”*




## Step-6: Fill the email id, mobile number and password for Sign up


Enter  
Contact  
details



Enter login ID  
and password



Enter Captcha  
as displayed  
on your screen



### Sign Up Details

Primary Contact Detail

Email

Mobile No.

9

Belongs To \*

Self

NOTE :- Alleast one of the two (Email/Mobile No) is mandatory.

Secondary Contact Detail

Email

Mobile No.

9

Belongs To

Self

Login Credential

Login Id \*

Password \*

.....

Confirm Password \*

.....

1

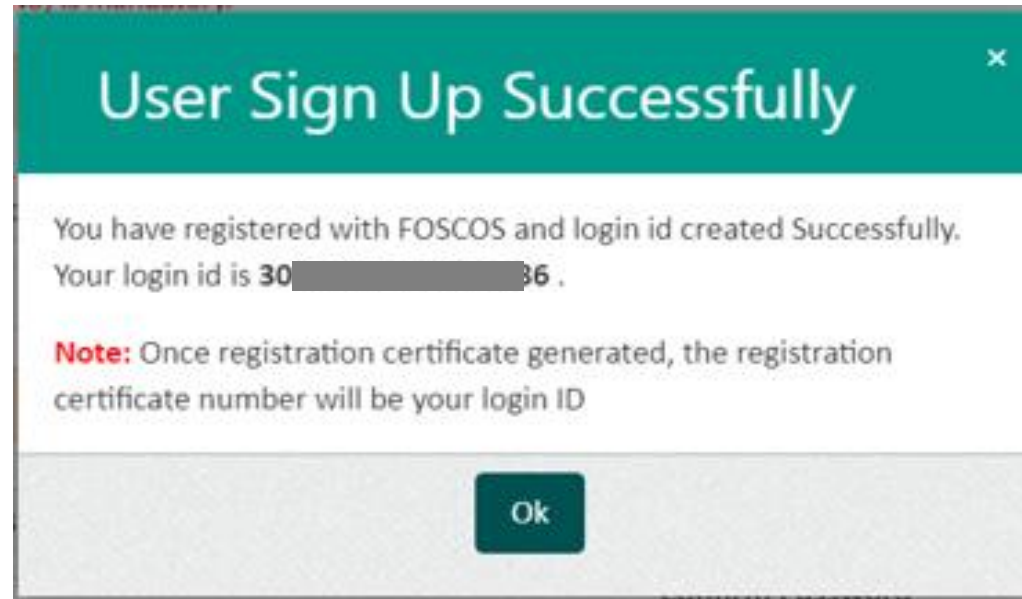
Enter Captcha \*

14


NOTE :-

1. Kindly note your application reference ID, as it will be your login ID until registration certificate is generated. Once registration certificate generated, the registration certificate number will be your login ID.


*Confirmation notification will be displayed*




# Step-7: Access your account and upload the documents





FOOD SAFETY AND STANDARDS  
AUTHORITY OF INDIA  
*Inspiring Trust, Assuring Safe & Nutritious Food*  
Ministry of Health and Family Welfare, Government of India




FOOD SAFETY AND STANDARDS  
AUTHORITY OF INDIA  
*Inspiring Trust, Assuring Safe & Nutritious Food*  
Ministry of Health and Family Welfare, Government of India


Welcome GUEST\_USER 

Notifications 

 What's New

Logout 

A+ | A | A-



**FoSCoS**  
Food Safety Compliance System  
Last Login: 01-05-2023 15:28:35

Dashboard

License/Registration

Renewal

Modification

Surrender / Transfer

Food Consumer Grievance

Inspection

Audit Management

Hygiene Management

Help

Biannual Report

Improvement Notice

Adjudication

## Upload Document(s)/Payment

S.No.	Document Type	Upload Document(s) (Max File Size:3MB,type:pdf,jpeg,jpg,png)
All Documents shall be self-attested by Authorized Signatory/Proprietor/Individual or Applicant before uploading.		
1	Photo *	<a href="#">View</a> / <a href="#">Delete</a>
2	Identity Proof *	<a href="#">View</a> / <a href="#">Delete</a>

Other Document

Note: Upload State specific documents (view Mandatory Documents)

Sl. No.	Document D	Upload Document(s) (Max File Size:3MB,type:pdf,jpeg,jpg,png)
	<div>Select</div>	<div>Choose File No file chosen</div> <div>Upload</div>

Pan Card

Select Identity Types

Voter ID

Driving License

Passport

Pan Card

Arms License

Passbook

Freedom fighter ID card

Department ID

Aadhar Card

Senior Citizen Card

Ration Card

upload a photograph

upload a copy of ID Proof

*Enter the details as required and upload documents*

Dashboard

License/Registration

Renewal

Modification

Surrender / Transfer

Food Consumer Grievance

Inspection

Audit Management

Hygiene Management

Help

Biannual Report

Improvement Notice

Adjudication

Pay Penalty

Tax Invoice

Relabeller NOC Application

File your response

### Upload Document(s)/Payment

S.No.	Document Type	Upload Document(s) (Max File Size:3MB,type:pdf,jpeg,jpg,png)
1	Photo *	<a href="#">View</a> / <a href="#">Delete</a>
2	Identity Proof * <div>Pan Card</div>	<a href="#">View</a> / <a href="#">Delete</a>

### Other Document

Note: Upload State specific documents in this section. ([View Mandatory Documents](#))

Sl. No.	Document Description	Upload Document(s) (Max File Size:3MB,type:pdf,jpeg,jpg,png)
	<div>Select</div> <div><div>Select</div><div>Proof of Premises</div><div>Health NOC</div><div>Any Other Document</div><div>NOC by Municipality/Panchayat</div><div>Photographs of the unit (Entrance/Front facing end of the unit)</div><div>Copy of agreement with the Direct Selling Entity</div></div>	<div>Choose File</div> <div>No file chosen</div> <div>Upload</div>

☐ I/We declare  

- I/We have read and understood the Regulations made therein and orders issued from time to time applicable
- I/We assure that the information provided is true and correct.
- I/We shall comply with the provisions of the Food Safety and Standards Act 2006, Rules and Regulations made thereunder.
- Expected Annual Turnover of food business in the Schedule 4 of the FSS (Licensing and Registration of Food Business Operators) Act, 2006.
- I have read/understood the provisions of the Food Safety and Standards Act, 2006 and the Regulations made thereunder.

“61. Punishment for false information: If a person, in connection with a requirement or direction under this Act, provides any information or produces any document or thing which is false or misleading in any material particular, he shall be liable to imprisonment for a term not exceeding six months, or with fine which may extend to one lakh rupees, or with both.”

upload a copy of address proof

ABO can upload a copy of ABO Registration Contract or Amway ID Card

*Enter the details as required, select the declaration and Pay the fee*

☒ I/We declare that –

- I/We have read, understood and shall abide all provisions of FSS Act, 2006 and Rules, Regulations made therein and orders issued from time to time applicable to declared food business.
- I/We assure that articles of food mentioned in form satisfy the requirements of FSS Act 2006, Rules and Regulations made thereunder.
- I/We shall comply with the general hygiene and sanitary requirements as mentioned in the Schedule 4 of the FSS (Licensing and Registration of Food Businesses) Regulations, 2011.
- Expected Annual turnover of the food business is under Rs.12 Lacs. I will apply for License as and when annual turnover of food businesses exceeds Rs. 12 Lacs.
- I have read/understood the punishment provision under Section 61 of FOOD SAFETY AND STANDARDS ACT, 2006.

“61. Punishment for false information. If a person, in connection with a requirement or direction under this Act, provides any information or produces any document that the person knows is false or misleading, he shall be punishable with imprisonment for a term which may extend to three months and also with fine which may extend to two lakh rupees.”

I do hereby solemnly affirm and declare that all information and particulars furnished here by me are true and correct to the best of my knowledge.

[Declaration](#) || [Conditions of License](#) || [Inspection Checklist](#)

[घोषणा](#) || [अनुज्ञप्ति की शर्तें](#) || [निरीक्षण जांच सूची](#)

☒ Online Payment through RazorPay ☐ PayUBiz

**Total Amount: Rs. 500 (Rs. 500 (Certificate Fee))**

**Application Reference No.: 30230501113364186**

GST No.

Enter GST No.

Preview Application

Pay

Back

*You can also check the status of incomplete/submitted applications on Dashboard using your login id and password on FSSAI website.*

Dashboard

License/Registration

Renewal

Modification

Surrender / Transfer

Food Consumer Grievance

Inspection

Audit Management

Hygiene Management

Help

Biannual Report

Improvement Notice

Adjudication

Pay Penalty

Tax Invoice

Relabeller NOC Application

File your response

Search Console - Master Reports

Dashboard

[Click To View Notifications](#) [Pending Action](#)

Incomplete Application

Submitted Applications with Successful Payment

Reverted Application by Authority

Issued

If you initiate Renewal Application, while Modification application is still in process, renewal application will be given preference [Modification application will get freezed] to avoid expiry of license / registration. Modification Application will unfreeze after issuance of renewal of license / registration.

Incomplete Applications - Registration Certificate

Note:-

Incomplete applications on which action has not been taken for more than 30 days will be deleted automatically.

Sl.No.	Company Name	Reference No.	Address	Application Type	Registration Category	Last Updated On	Action
1	Ram Kumar	30	G-	New Registration	Registration		<a href="#">Proceed</a>    <a href="#">Delete Application</a>

Previous

Next

check the status of incomplete/submitted applications